




# iPad Direct Connect (Lightning to Ethernet PoE)


Manual Version 1.0 | Revised 04/15/24

## Instructions

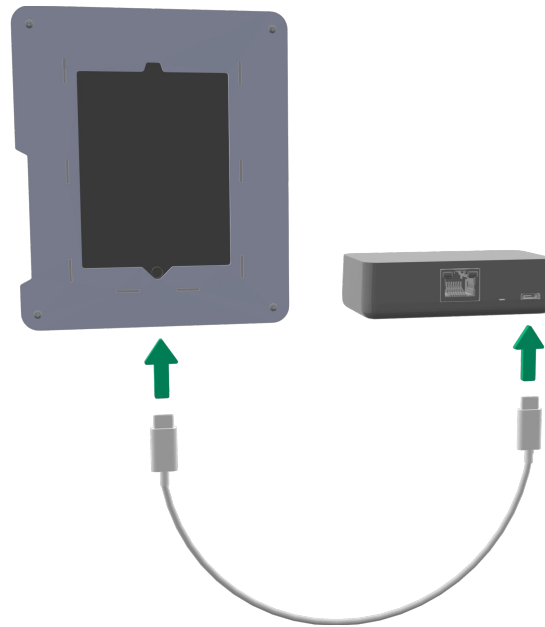
- 1 Plug the PoE injector into the outlet.



- 2 Connect an ethernet cable from the PoE injector to the ethernet adapter.



- 3 Connect the micro USB to Lightning cable from the ethernet adapter to the iPad.



- 4 Connect an ethernet cable from the PoE injector to the CloudBox or to a router/switch.

