




iPad Direct Connect (USB-C to Ethernet USB-C)


Manual Version 1.0 | Revised 04/15/24

Instructions

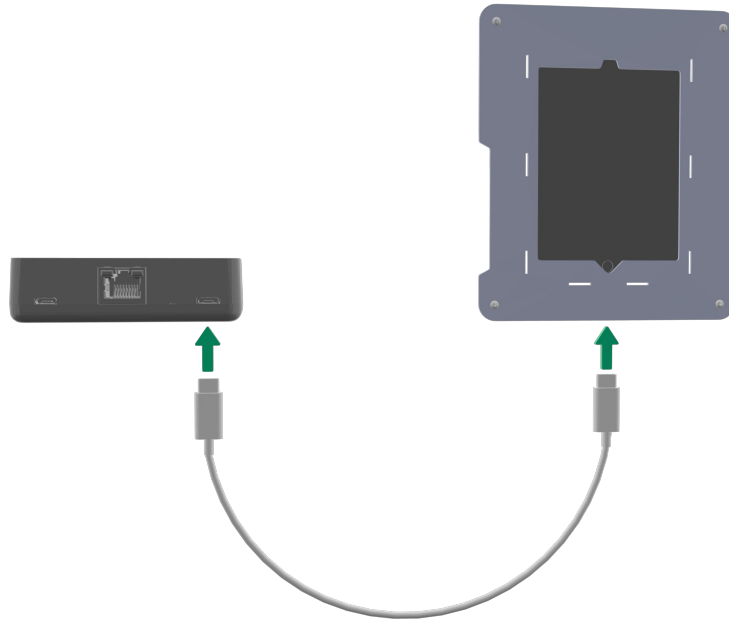
- 1 Plug the iPad power adapter into the outlet.



- 2 Connect the USB-C cable from the iPad power adapter to the ethernet adapter.



3 Connect the USB-C cable from the ethernet adapter to the iPad.



4 Connect an ethernet cable from the ethernet adapter to the CloudBox or to a router/switch.

