

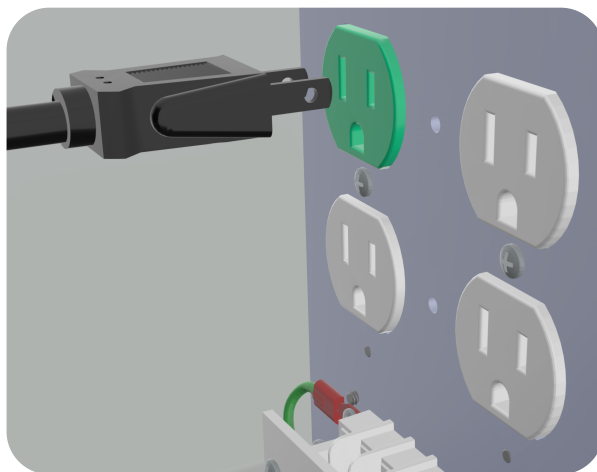


# iPad Direct Connect (Lightning to Ethernet)


Manual Version 1.0 | Revised 03/13/23

## Instructions

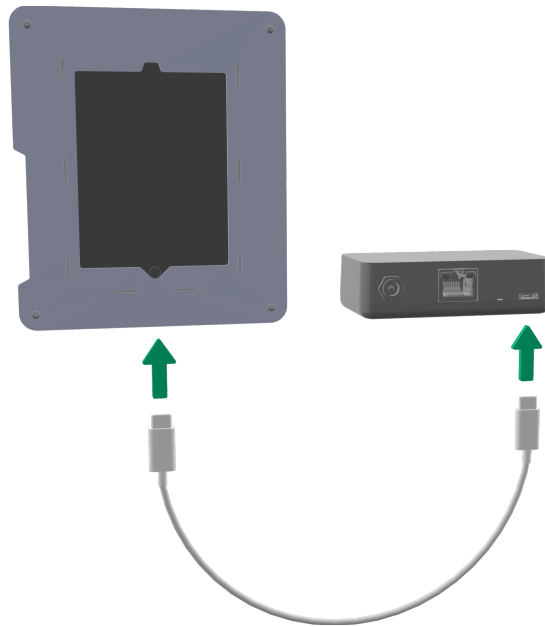
- 1 Connect the iPad power adapter into the outlet.



- 2 Connect the power adapter into the Ethernet adapter.



- 3 Connect the Lightning to micro USB cable from the Ethernet adapter to the iPad.



- 4 Connect an Ethernet cable into the Ethernet adapter and then connect the other end of the Ethernet cable into the CloudBox or into a router/switch.

